

**ADDENDUM #3 FOR 21-089
GOTRIANGLE PLAZA BUILDING RENOVATION
ADDENDUM #3 IS ISSUED: SEPTEMBER 16, 2021**

QUESTIONS AND ANSWERS

The Contract Documents for the above-referenced Project are modified as set forth in this Addendum. The original Contract Documents and any previously issued addenda remain in full force and effect, except as modified by this Addendum #3, which is hereby made part of the Contract Documents. Bidder shall take this Addendum #3 into consideration when preparing and submitting a bid, and shall acknowledge receipt of this Addendum in the space provided on the Bid Form.

INVITATION FOR BID SUBMITTAL DEADLINE

The Invitation for Bid Submittal Deadline has not changed and will be received until **September 24, 2021 at 3:00 pm. EDT.**

CHANGES TO DRAWINGS

Item	Change
1	<i>Sheet I200 added updated finish information. Updated sheet attached.</i>

End of Addendum

ADD BID ALTERNATE SCHEDULE

Level	Number	Name	WALL FINISH	FLOOR FINISH	BASE FINISH	COMMENTS
LVL 1	100	CORRIDOR	PF-1	CPT-1	RB-1	
LVL 1	107	CONFERENCE	PF-1	CPT-1	RB-1	
LVL 1	108	ADMIN BREAKROOM	PF-1	LVT-1	RB-1	
LVL 1	109	QA MANAGER	PF-1	CPT-1	RB-1	
LVL 1	110	CONFERENCE / TRAINING	PF-1	CPT-1	RB-1	
LVL 1	111	SAFETY / VIEWING	PF-1	CPT-1	RB-1	
LVL 1	112	RECORDS & STORAGE	PF-1	CPT-1	RB-1	
LVL 1	113	PAT / VINSON	PF-1	CPT-1	RB-1	
LVL 1	114	UNIFORM ROOM	PF-1	CPT-1	RB-1	
LVL 1	115	TAMMY	PF-1	CPT-1	RB-1	
LVL 1	116	QA CUBICLES	PF-1	CPT-1	RB-1	
LVL 1	117	CONFERENCE	PF-1	CPT-1	RB-1	
LVL 1	121	FARE ROOM	PF-1	CPT-1	RB-1	
LVL 1	153	SUPERVISOR	PF-1	CPT-1	RB-1	

BASE BID FINISH SCHEDULE

Level	Number	Name	WALL FINISH	FLOOR FINISH	BASE FINISH	COMMENTS
LVL 1	118	PRINT AREA	PF-1	LVT-1	RB-1	
LVL 1	119	PRINT AREA	PF-1	LVT-1	RB-1	
LVL 1	130	CORRIDOR	PF-1	LVT-1	RB-1	
LVL 1	130A	MAINT STOR	PF-1	SCON	RB-1	
LVL 1	130B	MAINT STOR	PF-1	SCON	RB-1	
LVL 1	131A	WOMENS	TW-1	TB-1	TB-1	TILE AND GROUT TO MATCH EXISTING
LVL 1	131B	MENS	TW-1	TB-1	TB-1	TILE AND GROUT TO MATCH EXISTING
LVL 1	133	FINANCE BREAK ROOM	PF-1	LVT-1	RB-1	
LVL 1	140	LOBBY	PF-1	LVT-1	RB-1	
LVL 1	141	CORRIDOR	PF-1	LVT-1	RB-1	
LVL 1	141A	PRINT AREA	PF-1	LVT-1	RB-1	
LVL 1	141B	TOUCH-DOWN	PF-1	CPT-1	RB-1	
LVL 1	142	RADIO ROOM	PF-1	CPT-1	RB-1	
LVL 1	143	DRIVER BREAKROOM	PF-1	LVT-1	RB-1	
LVL 1	144	RESERVATIONS	PF-1	CPT-1	RB-1	
LVL 1	145	DAY ROOM	PF-1	CPT-1	RB-1	
LVL 1	146	BUS RADIO	PF-1	CPT-1	RB-1	
LVL 1	148	SUPERVISOR ROOM	PF-1	CPT-1	RB-1	
LVL 1	149	IT	PF-1	SCON	RB-1	
LVL 1	151	IT	PF-1	SCON	RB-1	
LVL 1	152	QUIET ROOM	PF-1	CPT-1	RB-1	
LVL 1	154	CORRIDOR	PF-1	LVT-1	RB-1	
LVL 1	160	OPEN OFFICE	PF-1	CPT-1	RB-1	
LVL 1	160A	STORAGE	PF-1	SCON	RB-1	
LVL 1	161	PRIVATE OFFICE	PF-1	CPT-1	RB-1	
LVL 1	162	PRIVATE OFFICE	PF-1	CPT-1	RB-1	
LVL 1	163	PRIVATE OFFICE	PF-1	CPT-1	RB-1	

INTERIOR FINISH SCHEDULE

FINISH CODE	MANUFACTURER	PATTERN/STYLE	COLOR	SIZE	SPECIFICATIONS	NOTES
ACOUSTICAL CEILING TILE (ACT)						
ACT-1	ARMSTRONG	REGULAR	WHITE	2'-0" X 2'-0"		
CARPET (CPT)						
CPT-1	BENTLEY	ARCADE LEGEND BARKTA	ZOMBIE HUNTER TSQ6G5	18 X 36		
CASEWORK LAMINATE (CL)						
CL-1	FORMICA	NATURAL GRAIN	ASHWOOD BELGE			LOCKERS AND CASEWORK
DIGITAL WALL COVERING (DWC)						
DWC-1					REFER TO SPEC SECTION 09 72 00	SEE INTERELEVATIONS FOR DIMENSION
GROUT (GRT)						
GRT-1		TBD				
LUXURY VINYL TILE (LVT)						
LVT-1	MOHAWK GROUP	LIVING LOCAL - CHROMASCOPE / CO159	980 WINTERFELL	12 X 24		REFER TO MANUFACTURERS INSTALLATION INSTRUCTIONS
PAINT (PT)						
PT-1	SHERWIN WILLIAMS	EGGSHELL	PURE WHITE - SW7005			DOOR & WINDOW FRAMES
PT-2	SHERWIN WILLIAMS	EGGSHELL	PURE WHITE - SW7005			CEILING
PT-3	SHERWIN WILLIAMS	EGGSHELL	PURE WHITE - SW7005			FELD. U.N.O.
PT-4	SHERWIN WILLIAMS	GLOSS	PURE WHITE - SW7005			
RESILIENT BASE (RB)						
RB-1	ALLSTATE	LONG TOE	COLOR A33	4"		REFER TO MANUFACTURERS INSTALLATION INSTRUCTIONS
SOLID SURFACE						
SS-1	LG HAUSYS	HI-MACS M26	AURORA BIANCO			
TILE - BASE (TB)						
TB-1	DALTILE AFFINITY		AF02 BEIGE	10"		REFER TO MANUFACTURERS INSTALLATION INSTRUCTIONS
TILE - FLOOR (TF)						
TF-1	DALTILE AFFINITY		AF02 BEIGE	12 X 12		REFER TO MANUFACTURERS INSTALLATION INSTRUCTIONS
TILE - WALL (TW)						
TW-1	DALTILE AFFINITY		AF02 BEIGE	12 X 12		REFER TO MANUFACTURERS INSTALLATION INSTRUCTIONS

FINISH PLAN GENERAL NOTES

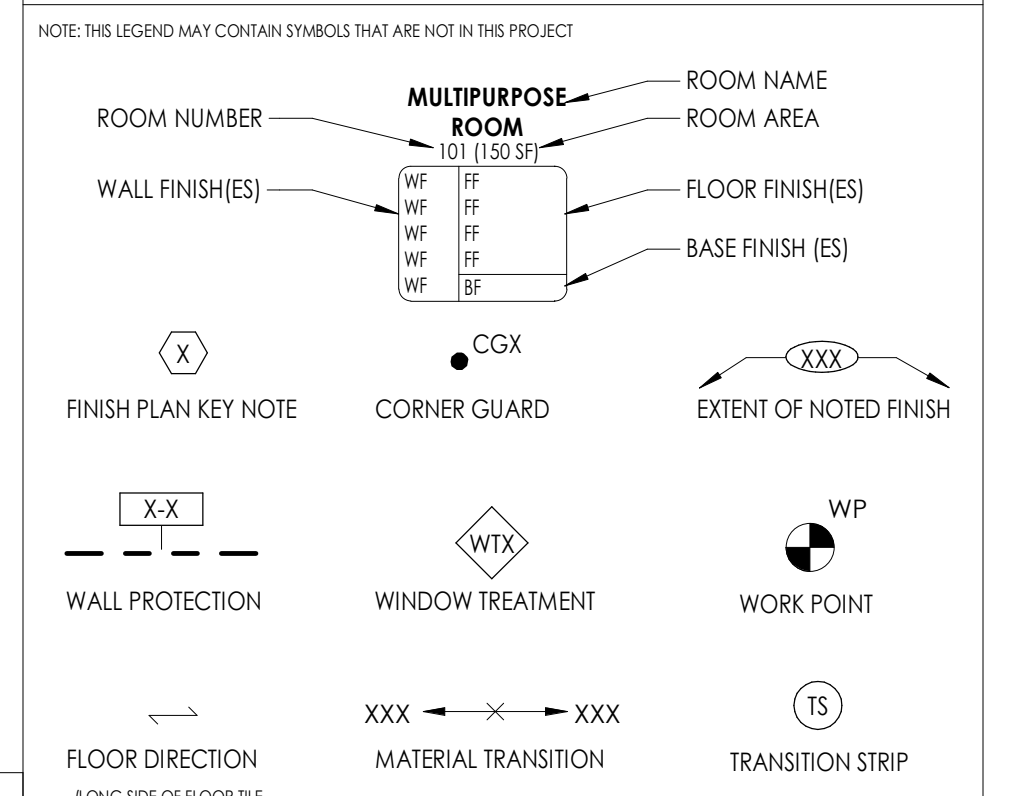
- ALL NEW AND EXISTING HOLLOW METAL DOORS, DOOR FRAMES AND WINDOW FRAMES IN PROJECT SCOPE SHALL BE PAINTED (PT-1), UNLESS NOTED OTHERWISE.
- ALL LOUVERS, VENTS, GRILLES AND OTHER MISCELLANEOUS MECHANICAL AND ELECTRICAL DEVICES ARE TO BE PAINTED TO MATCH THE SURFACE ON WHICH THEY APPEAR, UNLESS NOTED OTHERWISE.
- REFER TO ADD SERIES DRAWINGS FOR CEILING TYPES AND SOFFIT FINISHES.
- UNDERSIDE OF SOFFITS TO MATCH FACE OF SOFFIT. SEE A600 SERIES FOR PAINT ACCENT SPECIFICATIONS.
- PAINT GNB CEILING (PT-2), UNLESS NOTED OTHERWISE.
- REFER TO A700 SERIES INTERIOR ELEVATIONS FOR MILLWORK FINISHES.
- HIGH PRESSURE PLASTIC LAMINATE ON VERTICAL SURFACES TO RUN VERTICALLY, UNLESS NOTED OTHERWISE.
- WHERE KICKSPACES OCCUR AT MILLWORK, FLOOR FINISH SHOWN ON PLANS SHALL RUN UNDERNEATH KICKSPACE AS WELL.
- REFER TO 1200 FOR FLOOR PATTERN PLANS & DETAILS.
- ALL FLOOR FINISHES SHALL TRANSITION AT THE CENTERLINE OF THE DOOR, UNLESS NOTED OTHERWISE. INSTALL TRANSITION STRIPS PER DETAILS ON 1200.
- PROVIDE CONCRETE FLOOR PREPARATION IN ACCORDANCE WITH FLOORING MANUFACTURER SPECIFICATION.
- REFER TO 1200 FOR WALL PROTECTION PLANS & DETAILS.
- ALL NON-EPOXY GROUT TO BE SEALED A MINIMUM OF TWO TIMES PRIOR TO COMPLETION.

FINISH ABBREVIATIONS

NOTE: THE LEGEND MAY CONTAIN ABBREVIATIONS THAT ARE NOT IN THIS PROJECT

ACT	ACOUSTICAL CEILING TILE	RB	RESILIENT BASE
AGL	ART GLASS	RP	RESIN PANEL
AMP	ACOUSTICAL WALL PANEL	RS	RESILIENT SHEET
CC	CUBICLE CURTAIN	RST	RESILIENT STAIR TREAD
CG	CORNER GUARD	RT	RESILIENT TILE
CHR	CHAIR RAIL	SC	SPECIALTY CEILING
CPT	CARPET	SCON	SEALED CONCRETE
CR	CRASH RAIL	SN	STAIR NOSING & RISER
DG	DIGITAL GRAPHIC	SSM	SOLID SURFACE MATERIAL
DS	DIVIDER STRIP	ST	STONE VENEER
DWC	DIGITAL WALL COVERING	SV	SHEET VINYL
FILM	FILM	TS	TRANSITION STRIP
FRP	FIBER REINFORCED PANEL	TW	TILE WALL
GRT	GROUT	UPH	UPHOLSTERY
HPL	HIGH PRESSURE PLASTIC LAMINATE	VCT	VINYL COMPOSITION TILE
HR	HAND RAIL	VET	VINYL ENHANCED TILE
INT	INTEGRAL	VQT	VINYL QUARTZ TILE
LVT	LUXURY VINYL TILE	WC	WALL COVERING
PT	PAINT	WD	WOOD
PTM	PATCH TO MATCH	WG	WALL GUARD
QB	QUARRY TILE BASE	WOM	WALK OFF MAT
QT	QUARRY TILE	WS	WRITABLE SURFACE
QTZ	QUARTZ	WT	WINDOW TREATMENT

FINISH PLAN SYMBOLS LEGEND



FINISH PLAN KEY NOTES

- REFER TO TYPICAL TILE PATTERNS ON SHEET 1200. REFER TO INTERIOR FINISH SCHEDULE FOR MORE INFORMATION.
- DOOR FRAME TO BE PAINTED (PT-1) IN ITS ENTIRETY. REFER TO INTERIOR FINISH SCHEDULE FOR MORE INFORMATION.

FLOOR PATTERNING GENERAL NOTES

- ALL FLOOR FINISHES SHALL TRANSITION AT THE CENTERLINE OF THE DOOR, UNLESS OTHERWISE NOTED. INSTALL TRANSITION STRIPS PER DETAILS.
- PROVIDE ADA ACCESSIBLE MARBLE THRESHOLD AT ALL TOILET ROOM DOORS UNLESS OTHERWISE NOTED.
- ALL GROUT TO BE SEALED A MINIMUM OF TWO TIMES PRIOR TO COMPLETION.
- WHERE KICKSPACES OCCUR AT MILLWORK, FLOOR FINISH SHOWN ON PLANS SHALL RUN UNDERNEATH KICKSPACE AS WELL.

FLOOR PATTERNING KEY NOTES

- PATCH FLOOR UP TO ONE FULL TILE. REFER TO INTERIOR FINISH SCHEDULE FOR MORE INFORMATION.

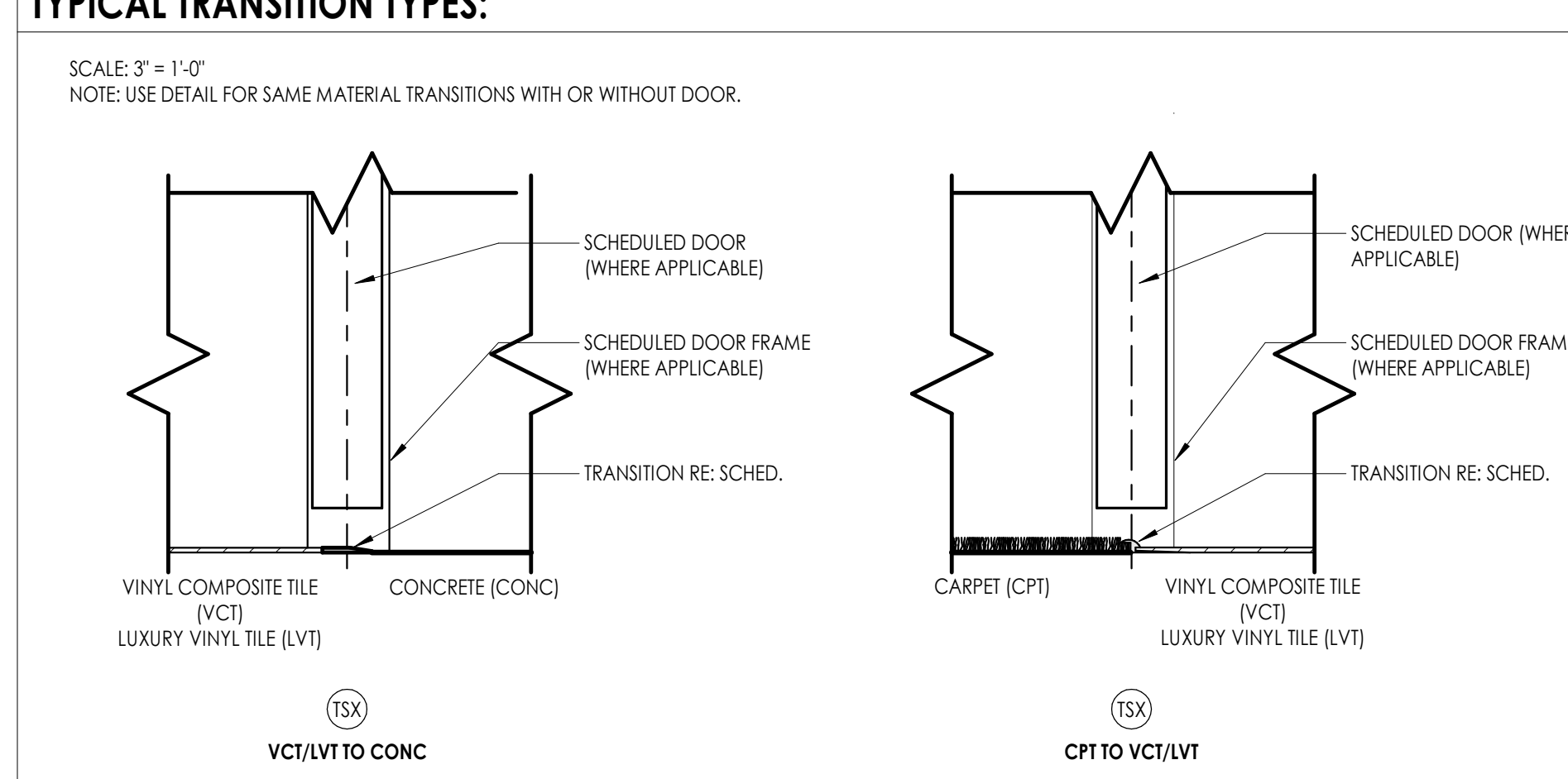
WALL PROTECTION GENERAL NOTES

- ALL FRP WALL PROTECTION SHALL RUN NO LESS THAN 4'-0" ON WALL, WHERE NOTED.

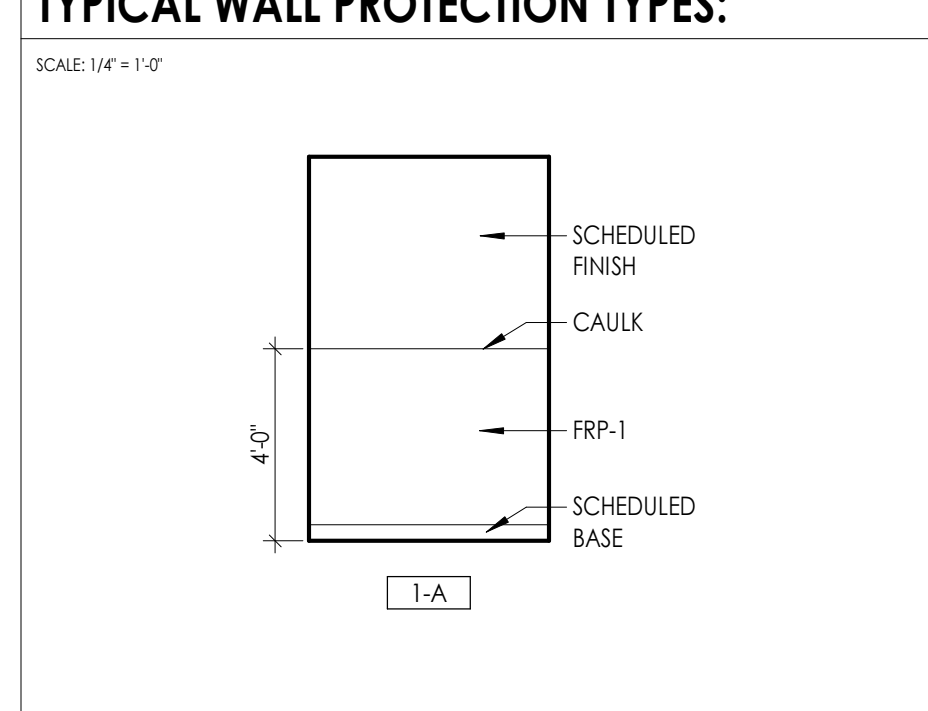
WALL PROTECTION KEY NOTES

- PROVIDE WALL PROTECTION TYPE 1-A ON ALL WALLS, UNLESS NOTED OTHERWISE (U.N.O.). REFER TO TYPICAL WALL PROTECTION TYPES ON 1200. REFER TO INTERIOR FINISH SCHEDULE FOR MORE INFORMATION.

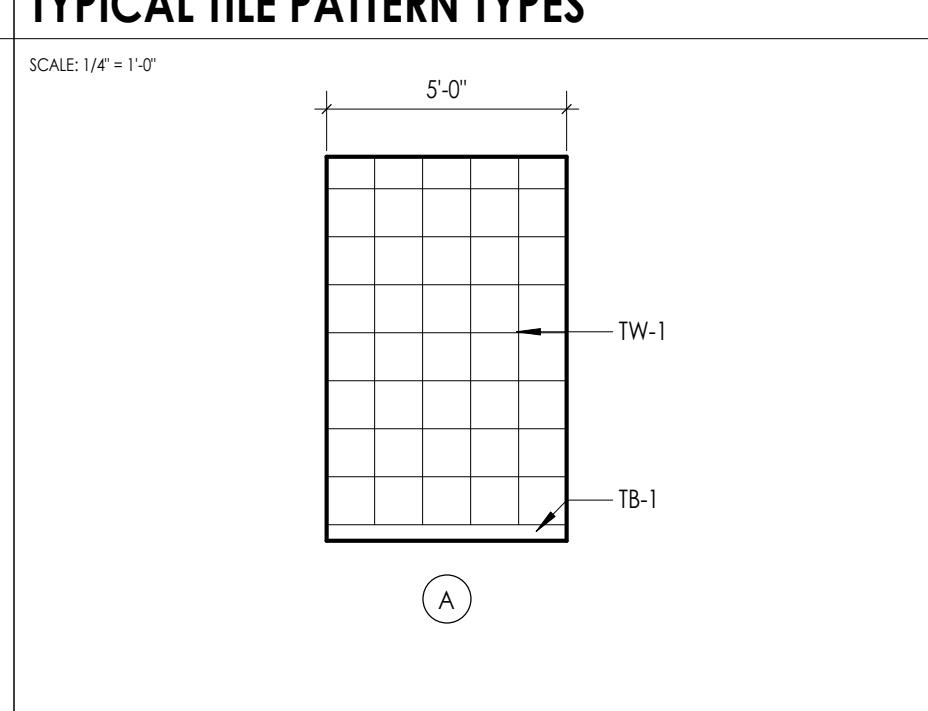
TYPICAL TRANSITION TYPES:



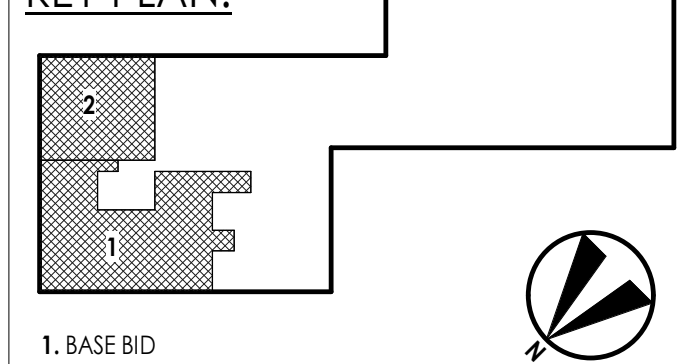
TYPICAL WALL PROTECTION TYPES:



TYPICAL TILE PATTERN TYPES

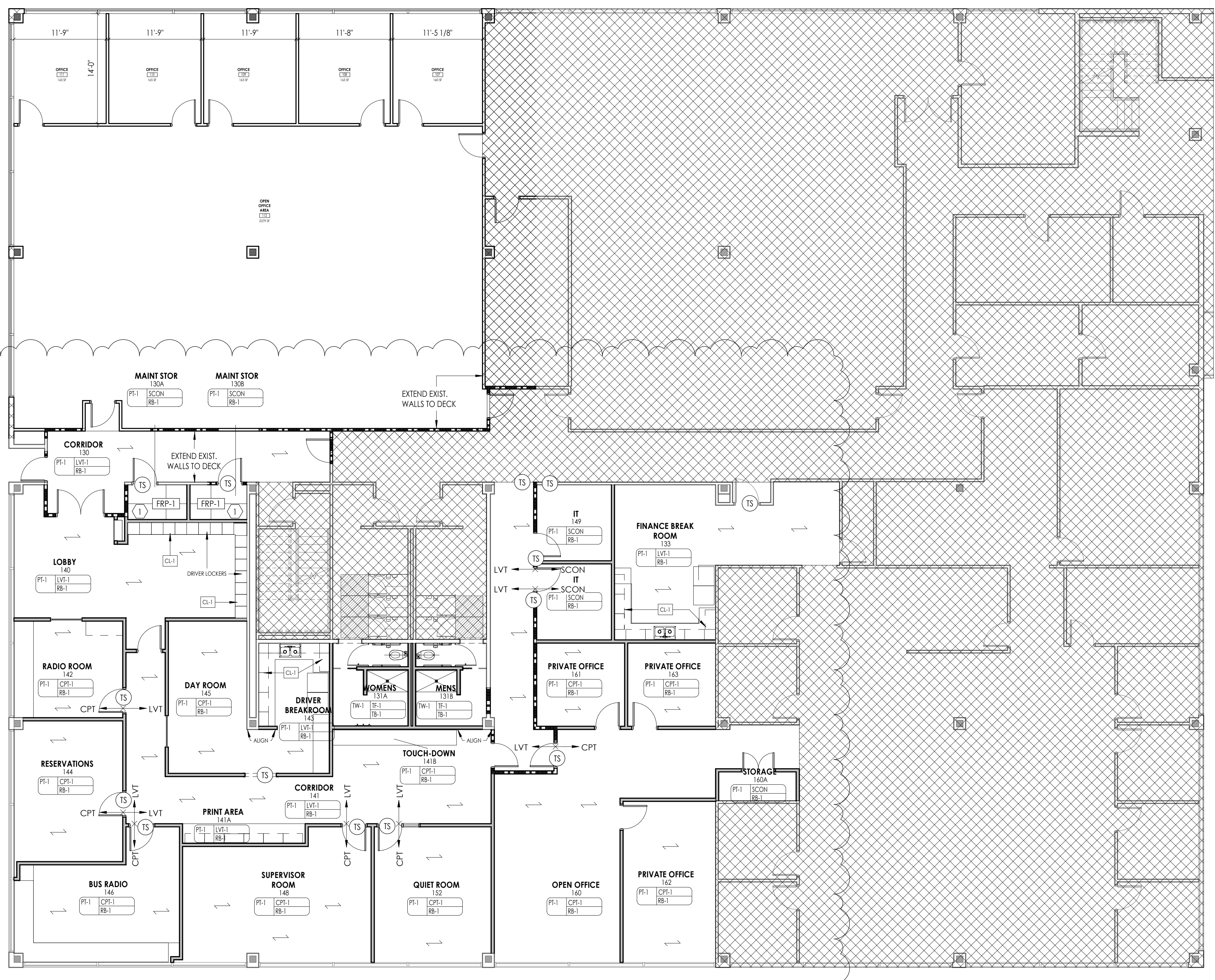


KEY PLAN:



LEVEL 1 FINISH PLAN & FLOOR PATTERN PLAN - ADD BID ALTERNATE

3
1200
1/8" = 1'-0"



LEVEL 1 FINISH PLAN & FLOOR PATTERN PLAN - BASE BID

2
1200
1/8" = 1'-0"

